
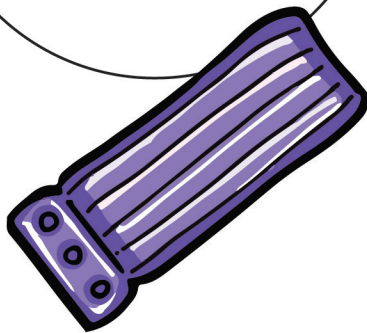




Have fun learning and playing  
with your preschooler!

First, watch this  
week's video at  
KC website:

[www.communitychristian.org/kids](http://www.communitychristian.org/kids)



### Bible Story

Simeon at the Temple  
(Luke 2:22-39)

### Remember This

"I can do everything through  
Christ, who gives me strength."  
Philippians 4:13, NLT

### Say This

Who can help you  
do everything?  
Jesus can help you  
do everything.

## Activity

### Spoon Game

#### What You Need

Plastic spoons; pom poms (or small paper balls); and paper bowls

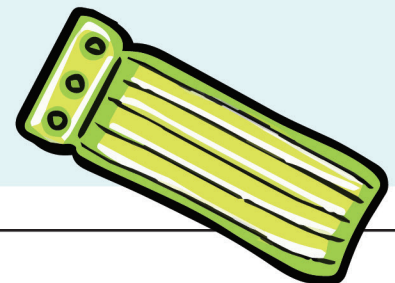
#### What You Do

At your child's seat, place five spoons side by side with one bowl on both sides of the spoons. Place three pom poms in the bowl on the left of each spoon row.

Say, "I have a super fun game today that will help you with patience. To play this game, you will take the first spoon and scoop a pom pom from your bowl. (*Demonstrate.*) Use the spoon to scoop up one pom pom and place the pom pom on the second spoon. (*Pause.*) Put the first spoon back and pick up the second spoon with the pom pom on it. (*Pause.*) Now put the pom pom on the third spoon. (*Pause.*) Put the second spoon down and pick up the third spoon with the pom pom on it. (*Pause.*) Put the pom pom on the fourth spoon. (*Pause.*) Put the third spoon down and pick up the fourth spoon with the pom pom on it. (*Pause.*)

"Put the pom pom on the fifth spoon. (*Pause.*) Put the fourth spoon down and pick up the fifth spoon with the pom pom on it. (*Pause.*) Now put the pom pom into the empty bowl. (*Pause.*) Put the fifth spoon down. (*Pause.*) When I say, 'Go,' do the same thing you just did with the other two pom poms. Ready? Go! (*Pause.*)"

When the activity is finished say, "Wow! Great job! You used a lot of patience during that game!"



## Prayer

"God, it is easy to become frustrated and forget to show patience. But when Jesus is our friend, He can help us choose patience. Thank you for giving us Jesus."