



Responsibility is showing you can be trusted with what is expected of you.

Read: Matthew 22:37-39

DAY

1

Love God by Loving Others

Show God's love by showing how others are important to you. With your parent's help, schedule a play date with a friend. Bring something that you can share with your friend. Show them God's love by sharing and caring for them during your time together.

ASK God to help you love others just like God loves you.



DAY

2

The Greatest Commandment

Matthew 22:36-40 tells us that Jesus said the greatest commandment was to "love God and love others." Go outside with your grownup and find a rock. Write Jesus' most important commandment on your rock, just like how the original commandments were written on stone. If you can't find a rock, draw one on some paper and add the commandment.

LOOK for ways that you can "love God and love others."

Love God and love others.



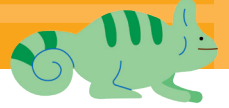
DAY

3

Read God's Word

Reading the Bible is one of the amazing ways to show love to God. We can read the Bible to learn more about God. Open up a Bible to Matthew 22:37-40. Read through the verses a few times. Talk with a friend or family member about other ways you can love God and love others today.

KNOW that when we read God's Word, we are showing love to God.



DAY

4

Talking with God

Another amazing way to love God is to pray. When you pray, you can talk to God about what is going on with you and express thankfulness for all God has done. You can pray your own prayer or pray something like this:

~~~~~  
 "Dear God, thank You for loving me. Thank You for giving me stories in the Bible as examples of how to show love to others. I pray that I can show others that I love them this week. Please help me to share and be kind. Thank You for being with me each step I take this week. I love you, God. Amen."  
 ~~~~~


THANK God for being an example of showing love.





Responsibility is showing you can be trusted with what is expected of you.

Read: Luke 6:31



DAY

1

Sharing Is Fun

With a friend, get out your favorite multi-player game. Play the game together by taking turns. Or using building blocks, take turns building a castle! Whatever you end up doing, have fun by sharing with others.

KNOW that when you work together, you double the fun.



DAY

2

What You Have

With things you can find around the house, make or gather a treat to share with a friend. Sharing things you already have is a great exercise to easily show others you care. Some ideas are making cookies, giving a little bag of candy to a friend "just because," and creating a decoration or craft to brighten someone's day.

LOOK for ways to share what you have with others.

DAY

3

Do To Others

In this week's verse, Luke 6:31, you can read about treating others the way you want to be treated. After you have read it, take a piece of paper and fold it in half. On one side, draw yourself doing something nice for others; on the other half, draw a picture of someone being nice to you.

ASK God to help you see the needs of others.

DAY

4

Share a Prayer

When you aren't sure what to share, you can always share a prayer. There are so many reasons to pray for others. Spend some time talking to God about a friend or family member who can use some prayer. Follow this guideline:

- ➔ Greet God.
- ➔ Thank God for someone in your life.
- ➔ Ask God to help that person in whatever way they need.
- ➔ Ask God to help YOU help them.
- ➔ Say "Amen."

THANK God for being there for you and your friends.



Share what you have.





Responsibility is showing you can be trusted with what is expected of you.

Read: Galatians 6:9

DAY

1



Hard Work

Look around your house and figure out a way you can help. Ask an adult if they have any ideas if you can't find something to do. Whatever you choose to do, stick with it and work hard to complete the task to the best of your ability!

LOOK for ways that you can help others around you!


DAY

2

To Do: Work Hard

Create a list of chores you can do to help out in your house. Make a list of three things: one that will help someone specific (example: make your lunch), one that will help the house (example: run the vacuum), and one that helps you (example: do your homework and put it away). Work on your list this week.

ASK others what they need help with.



DAY

3

Doing Good

Write out this week's verse and draw a picture of yourself doing something good!

KNOW that doing good for others shows them God's love.



DAY

4


Do the Work

When we ask God to help us see the needs around us, God will use us. Ask God to help you see what others need and how you can help them. You can pray something like this:

~~~~~  
 "Dear God, I pray that I can see others needs today. Help me do what I can to help them and show them Your love. God, help me to be a good friend and work hard to help others. Amen."  
 ~~~~~

THANK God for showing you how to care for others.

Work hard.





Responsibility is showing you can be trusted with what is expected of you.

Read: Ephesians 4:29



DAY

1

Simon Says

Play a game of Simon Says with some friends or family. Take turns being Simon, the person who gets to give silly commands, like jump on one foot. (Remember to only move when Simon says “Simon says” before the command.) While you’re playing, if you listen to the one in charge, you will know what to do. In life, when you listen to God’s Word, you will also know what to do.

KNOW that when you follow God’s Word, you will know what to do.



DAY

2

Words to Build Up

With a friend, use words to build each other up. Start sitting on the ground and have one person say something nice about the other, while the other sits up a little taller. Take turns sharing kind things until each of you are standing tall!

LOOK for times you can use words to build others up!

DAY

3

Words That Help

This week’s verse talks about using our words to build others up. Read Ephesians 4:29 and talk with someone in your family about what you can say to build others up and what types of words bring others down.

ASK God to help you choose words to build others up.

DAY

4

Wise Words


Sometimes using wise words is hard. When you have trouble thinking of the right thing to say, ask God to help. You can pray a simple prayer like the one below. Add your own words when you need them!

~~~~~  
“Dear God, please help me only use my words to build others up right now. Even when it feels hard to do. Amen.”  
~~~~~

THANK God for being there when you need help choosing the right words to say.



Use your words wisely.



**FILL IN THE SPEECH BUBBLE WITH WORDS
THAT WOULD BUILD UP A FRIEND.**