

Peace is proving you care more about each other than winning an argument.



Read: James 3:18

DAY

1

Peaceful Moves

Think of things or places that bring you peace. With a friend, take turns describing your peaceful place or thing you have in mind. Have your friend guess what you are describing.

THANK God for creating peaceful places.

DAY

3

Planting The Seed

In James 3:18, we read that we need to plant peace like a seed. When we make peace, we are setting down roots for friendships. Draw a flower or tree. Copy this week's verse somewhere onto the page.

LOOK for ways to plant the seed of peace with others.

DAY

2

Share Jesus

Paul wanted everyone to know about Jesus. In Romans 12 Paul shared different ways to tell others about Jesus through the things they said and did. Think of some people you can share Jesus with. Starting with the people in your home, share with each other some things you love about Jesus.

ASK God to show you who you can talk about Jesus with.

DAY

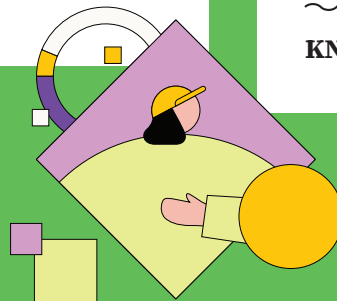
4

Peace, Please

Pray and ask God to allow you to bring peace to others this week.

~~~~~  
 "Dear God, please fill me with peace this week and help me to live in peace with others. Thank you for allowing me to learn about peace and for always offering me peace. Amen."  
 ~~~~~

KNOW that you can ask God for peace.




Make peace
whenever you can.





Peace is proving you care more about each other than winning an argument.

Read: Galatians 6:9




DAY

1

Go Ahead

Sometimes we think that being first is the best thing ever! But how good would it feel if you let someone else be first, especially when they aren't expecting it? This week, allow others to go first, even when you have the opportunity to be first. Allow someone else to get in line first, choose the first snack, or have the first turn.

KNOW that when you put others first, they see Jesus.



DAY

2

What Is Fair?

We often think that "being fair" is us getting what we want first. When we do that, we miss opportunities to love others. Draw a picture of a time that you let go of what was "fair" in order to put someone else first.

ASK God to help you put others first.

DAY

3

Don't Grow Tired!

Doing good can bring you joy! Read Galatians 6:9 and think through with our adult about what it means to "not become tired" and to "gather a crop if we don't give up." How can we help others and bring peace into their lives?

THANK God for teaching us how to care for others.

DAY


4

Care Is Fair

Have you ever helped someone and felt great about it afterwards? How we care for others might look different for everyone, but God calls us to love and care for others. Let's talk to God and ask for help in knowing how to care for others.

~~~~~  
 "Dear God, help me to treat others fairly, to see their needs and love them well. Thank You for putting people in my life to care about me so I can see what it means to care for others. Please continue to show me how to treat others fairly with love. Amen."  
 ~~~~~

LOOK for ways to love and care for others.



You can show
you care by letting
go of what's fair.

**YOU CAN SHOW
YOU CARE BY
LETTING GO OF
WHAT'S FAIR.**



Peace is proving you care more about each other than winning an argument.

Read: 1 Samuel 25:1-35




DAY

1

Peace Maker

Ask an adult to read aloud the story of Abigail from 1 Samuel 25:1-35. Talk about what you can do to be a peacemaker and when you should ask for help from an adult. Act out a situation where peace needs to be made.

LOOK and listen for times you can be a peacemaker.



DAY

2

Abigail's Donkeys

In the story of Abigail and Nabal, Abigail offered peace to David by loading up her donkeys with gifts. What do you think were some of the gifts of peace Abigail gave? Draw a picture of a donkey and the gifts you think she gave to David and his men.

KNOW that you can make peace with others.

DAY

3

Don't Hold Back

Read Proverbs 3:27 and use the Word Bank below to complete the verse.

Don't help worth back good

"..... hold back from those who are of it. Don't hold it when you can" Proverbs 3:27, NIV

ASK God to show you when to help others.

DAY

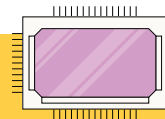
4

Help Others


Ask God to help you make peace with others.

~~~~~  
 "Dear God, You are the ultimate peacemaker. Help me to listen and learn more about You and how You made peace with others. God, give me the courage to make peace with others when I need to. Help me to be a peacemaker among my friends and family. I love you. Amen."  
 ~~~~~

THANK God for being the ultimate peacemaker.



You can help others make peace.



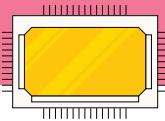
Easter is celebrating that Jesus is alive.

Read: 1 John 4:14



DAY

1



King Jesus!

When Jesus rode into Jerusalem, the people in the town threw down palm branches and their coats for Jesus to ride on. Use some paper to create palm branches and coats like the ones they laid on the ground for Jesus' entry into Jerusalem.

Save these for tomorrow's activity!

KNOW that Jesus' entry into Jerusalem fulfilled God's promise!

DAY


2

Hosanna!

Reenact the story of Jesus coming into Jerusalem! Imagine what it was like to be there! Think of the sounds of the crowds. . . the feel of excitement. . . the actions of the people throwing their coats and palm branches. (Don't forget to use the palm branches you made yesterday!)

Talk about how you would feel if you were there when Jesus was coming into Jerusalem.

THANK Jesus for being someone we can celebrate!



DAY

3

I've Seen It!

Read 1 John 4:14 aloud with your grownup. Think and talk about how you have "seen" Jesus in your life and the lives of others!

LOOK for Jesus in your day!

DAY

4

He Is Alive!

Jesus is alive! Let's thank God for that! You can pray your own prayer or use the one below.

"Dear God, I am thankful Jesus is alive! I am so grateful that You sent Jesus to earth to live and teach others about how to love and bring peace. I am so excited to celebrate that Jesus is alive this week. Thank you for all you do! Amen."

ASK God to keep teaching you how to love others.

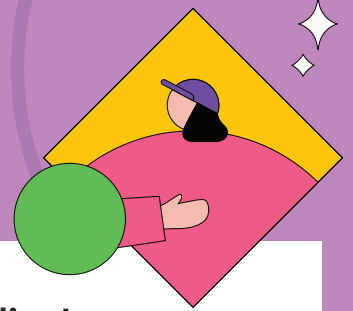
Jesus came to be
our Savior.





Easter is celebrating that Jesus is alive.

Read: Luke 24:6




DAY
1

The Tomb

Using blocks, boxes, or whatever you have, create a tomb and a stone in front of the opening. Use your memory to retell the story of Easter. Start with the Last Supper Jesus shared with His disciples all the way to Sunday when Jesus rose from the dead! Share the story with those in your family!

KNOW that Jesus died and rose again three days later!



DAY
2

Amazed!

Draw a picture of what you would look like if you lived back when Jesus was alive. Draw what you would look like if you visited Jesus' tomb and He wasn't there! How would you feel?

LOOK for ways to be amazed by Jesus!

DAY
3

He Is Alive!

Read Luke 24:6 with your grownup. After you have read the verse, create a poster that has the first few words of the verse: "Jesus is not here! He has risen!" Draw a picture and add some decorations to bring your poster to life!

THANK God for raising Jesus from the dead!

DAY
4

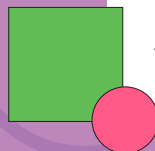
Celebrate Jesus!

We can celebrate every day that Jesus is alive! Because of Jesus, we can have a relationship with God forever. When we believe that Jesus lived a perfect life, died, and rose again in three days, we know the truth — that Jesus loves us and came to make everything right again in the end! Below is a prayer to Jesus:

~~~~~  
"Dear God, thank You for sending Jesus for us. I believe You are peace and are always there. I pray that I can live more like you and learn from You. Thank You for being the perfect example. I love you. Amen."

~~~~~  
If you've ever wondered what it means to put your faith in Jesus as your Savior, take some time to talk about it with your adult. If you have already taken this step, tell a friend about what it means to have Jesus always with you.

Jesus is alive.





Name

Parent Signature